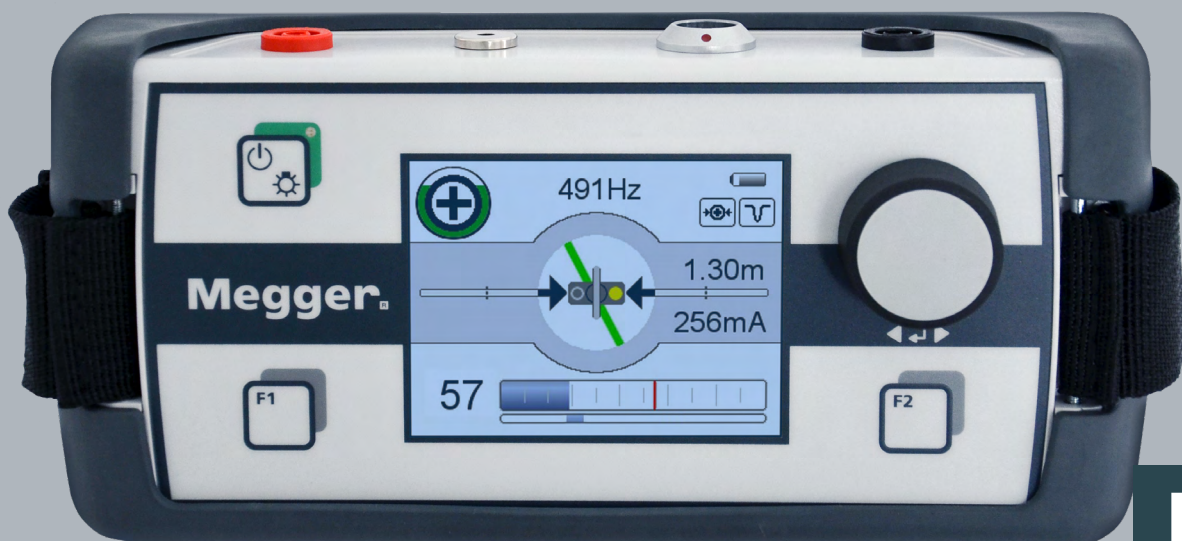


FERROLUX RX2 & RXNT2

For systematic line and fault location

- Plan view of the line location
- Excellent results, even when cables are bunched
- Optional: sheath fault location (RXNT2)



EN

English
US & CAN

Easy and simple location!

The Ferrolux® RX2 audio frequency receiver combines several functions and puts them in one device to locate lines and cable faults with a high level of precision. This includes the SuperMax and SignalSelect locating functions (for identifying signal flow direction) as well as proven audio frequency functions. This means that the highly precise receiver is able to deliver clear results, even in areas with lines that are routed closely together.

Longer tasks are easy as the device weighs very little and provides a clear and intuitive display of the measurement results.

Combined with the audio frequency generators in the Ferrolux® FLG series, even joints and cable faults (e.g. short circuits in wires) can be located with precision. This is all possible thanks to a continuous display of the installation depth and signal current, as well as automatic supporting functions (e.g. the minimum turbidity function).

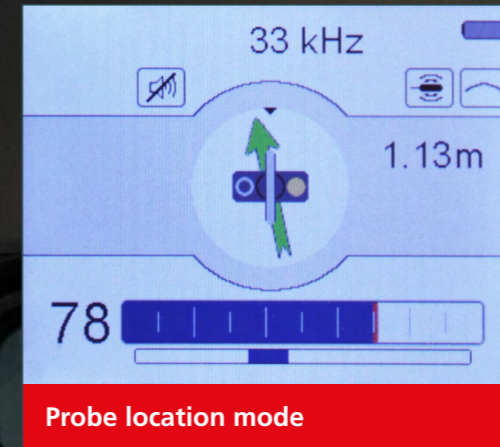
GPS coordinates can be integrated via a Bluetooth interface. All measurement data can be displayed graphically on a computer or on the display, which is still legible even in bright sunlight.



Ferrolux® RX2
Multi-functional control unit with
IFS tracing sensor

Special features

- Continuous display of the installation depth and current strength
- Detection of current direction and signal quality
- Frequency scanning
- Probe location mode
- Programmable function keys
- Sensor weighs just 900 g
- Rapid menu navigation with easyGO



Multiple locating functions in one device

SuperMax

Until recently, the maximum method was used to locate cables; the relatively low level of accuracy meant it was mainly used for probing terrain. Thanks to the Ferrolux® RX2 receiving system - a purpose-designed combination of the standard maximum and minimum methods - the maximum method can be used to achieve a new level of quality: SuperMax. With this method, even less experienced users can easily achieve very good locating results.


- **Maximum method**
Advantage: Best signal strength when positioned directly over the line
Disadvantage: Very wide location range
- **Minimum method**
Advantage: Very precise location results
Disadvantage: Strongly influenced by asymmetrical field geometries
- **SuperMax method**
 Very precise location with optimum signal when positioned directly over the line and no signal next to the cable



Maximum method



Minimum method



SuperMax method

The maximum signal is very distinctive, making it easier to locate and identify adjacent cables.

Clear identification of lines

SignalSelect

The proven **SignalSelect** method for detecting the direction of the signal flow in a cable makes determining the route of one line significantly more efficient and more safe. This method is particularly useful in areas with systems that are routed closely together. Ferrolux generators in the FLG series (e.g. the new FLG 12 audio frequency generator) generate a specifically coded audio frequency signal that is applied either directly or inductively. The Ferrolux® RX2 receiving system selects this signal when the device is positioned above the target line and determines the direction of the signal flow.

- →⊕← Signal flow from generator to far end
- ←⊖→ Signal flow from far end to generator
- Functions irrespective of cable length
- For any type of line (cable, pipe)
- Direct or inductive signal coupling
- Display of signal quality for additional safety

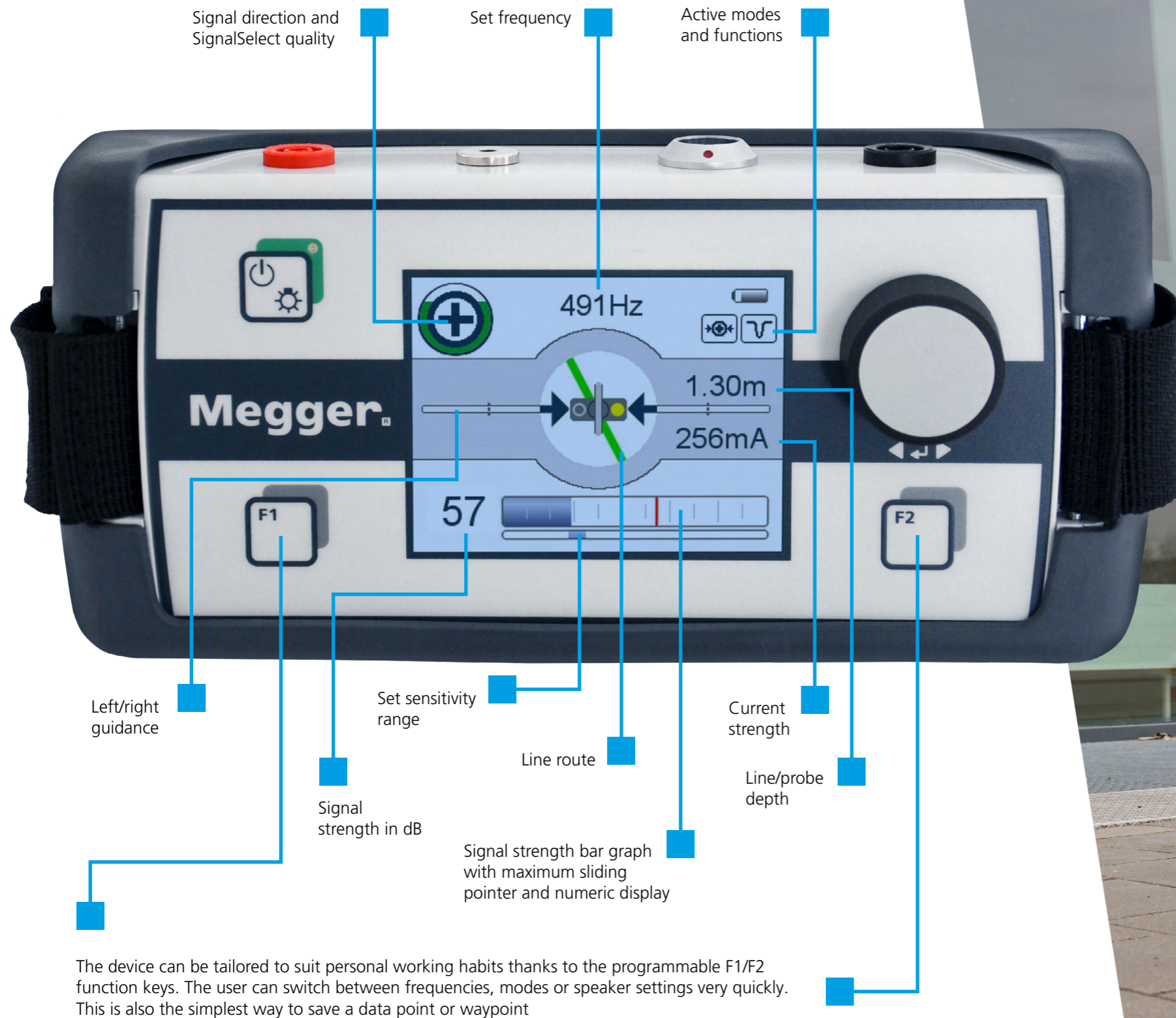
Ferrolux® RX2 also automatically determines the quality of the SignalSelect signal and, for example, can warn if there are parallel lines in a higher position.



If there are several lines (cables, pipes) located next to each other, it is often difficult to determine which the correct one is. Sometimes the signal from the generator can flow through both lines, but the signal in the lines may be flowing in different directions. With the SignalSelect function, the generator applies a signal that contains direction information. When the device is positioned over the correct cable, a „+“ symbol is displayed to facilitate precise identification.

Everything at a glance

Along with the tracking signal, the new measurement screen provides a clear overview of all relevant information for locating the cable or probe.



Please watch the video
FERROLUX (1:51)



Optional: earth probes for sheath fault location


You can easily expand your Ferrolux RX2 set to an RXNT2 set (ESG earth probes) in order to be able to locate cable sheath faults with the voltage gradient method.

Optionally retrofittable to the RX2 set or available directly in the RXNT2 set.



RXNT2 Set

RX2 Set



- 1 Soil spike connection sockets
- 2 Connection socket for route sensor and ground-borne sound sensor (e.g. digiPHONE+2)
- 3 Headphone connection socket

UNITED STATES

4545 West Davis Street · Dallas, Texas 75211-3422
T 800.723.2861 (USA only) · T +1 214.333.3201 · usasales@megger.com

CANADA

550 Alden Road, Unit 106 · Markham, Ontario L3R 6AB
T (800) 567-0286 · casales@megger.com

www.megger.com

We reserve the right to make technical changes. [FERROLUX_BR_US_V04.pdf](#)
The word 'Megger' is a registered trademark. Copyright © 2024

Megger[®]